

HELP ME UNDERSTAND...

the
School
Climate
Survey for
Learners



APPEARANCE + PURPOSE

The School Climate Survey for Learners is an anonymous tool that asks learners 25 questions about what happened to them in their week at school

What's it for? It helps to get a picture of levels of harm and care experienced by learners.


What does it look like?

A5, 25 Questions

3 Groups of Questions:
Other Learners
Teachers
Environment

4 choices for how often something happens.


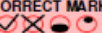
Catholic Institute of Education
CREATING FUTURES



SCHOOL CLIMATE SURVEY FOR LEARNERS
Building Peaceful Catholic Schools Programme

IMPORTANT

- Use Black or Blue pen only or Pencil.
- Darken the circle completely.
- Do not make any stray marks on this form.

CORRECT MARK

INCORRECT MARKS


I AM A:
BOY ☐
GIRL ☐

WHAT GRADE ARE YOU IN?

GRADE 0 <input type="radio"/>	GRADE 7 <input type="radio"/>
GRADE 1 <input type="radio"/>	GRADE 8 <input type="radio"/>
GRADE 2 <input type="radio"/>	GRADE 9 <input type="radio"/>
GRADE 3 <input type="radio"/>	GRADE 10 <input type="radio"/>
GRADE 4 <input type="radio"/>	GRADE 11 <input type="radio"/>
GRADE 5 <input type="radio"/>	GRADE 12 <input type="radio"/>
GRADE 6 <input type="radio"/>	

WHAT LANGUAGE DO YOU SPEAK AT HOME?

Afrikaans <input type="radio"/>	Tshivenda <input type="radio"/>
English <input type="radio"/>	Setswana <input type="radio"/>
isiZulu <input type="radio"/>	Sesotho <input type="radio"/>
Sepedi <input type="radio"/>	siSwati <input type="radio"/>
isiXhosa <input type="radio"/>	Xitsonga <input type="radio"/>
isiNdebele <input type="radio"/>	OTHER <input type="radio"/>

If your Home Language is not English, or if there is a question you do not understand, please ask for help in answering this survey.

A	During the last week at school another learner	NOT AT ALL	ONCE	TWICE	MORE THAN TWICE
1	... said they would hit me.	<input type="radio"/>	<input type="radio"/>	<input type="radio"/>	<input type="radio"/>
2	... helped me.	<input type="radio"/>	<input type="radio"/>	<input type="radio"/>	<input type="radio"/>
3	... got me into trouble.	<input type="radio"/>	<input type="radio"/>	<input type="radio"/>	<input type="radio"/>
4	... was nice to me.	<input type="radio"/>	<input type="radio"/>	<input type="radio"/>	<input type="radio"/>
5	... was unkind to me.	<input type="radio"/>	<input type="radio"/>	<input type="radio"/>	<input type="radio"/>
6	... talked about things I like.	<input type="radio"/>	<input type="radio"/>	<input type="radio"/>	<input type="radio"/>
7	... hit me.	<input type="radio"/>	<input type="radio"/>	<input type="radio"/>	<input type="radio"/>
8	... shared something with me.	<input type="radio"/>	<input type="radio"/>	<input type="radio"/>	<input type="radio"/>
9	... made me do something wrong that I didn't want to do.	<input type="radio"/>	<input type="radio"/>	<input type="radio"/>	<input type="radio"/>
10	... spread rumours about me.	<input type="radio"/>	<input type="radio"/>	<input type="radio"/>	<input type="radio"/>
B	During the last week at school a teacher	NOT AT ALL	ONCE	TWICE	MORE THAN TWICE
1	... said they would hit me.	<input type="radio"/>	<input type="radio"/>	<input type="radio"/>	<input type="radio"/>
2	... helped me with my work.	<input type="radio"/>	<input type="radio"/>	<input type="radio"/>	<input type="radio"/>
3	... shouted at me.	<input type="radio"/>	<input type="radio"/>	<input type="radio"/>	<input type="radio"/>
4	... was nice to me.	<input type="radio"/>	<input type="radio"/>	<input type="radio"/>	<input type="radio"/>
5	... was unkind to me.	<input type="radio"/>	<input type="radio"/>	<input type="radio"/>	<input type="radio"/>
6	... made me feel safe.	<input type="radio"/>	<input type="radio"/>	<input type="radio"/>	<input type="radio"/>
7	... called me names.	<input type="radio"/>	<input type="radio"/>	<input type="radio"/>	<input type="radio"/>
8	... laughed at me.	<input type="radio"/>	<input type="radio"/>	<input type="radio"/>	<input type="radio"/>
9	... hit me.	<input type="radio"/>	<input type="radio"/>	<input type="radio"/>	<input type="radio"/>
10	... told me I did something well.	<input type="radio"/>	<input type="radio"/>	<input type="radio"/>	<input type="radio"/>
C	During the last week at school	NOT AT ALL	ONCE	TWICE	MORE THAN TWICE
1	... I liked being at school.	<input type="radio"/>	<input type="radio"/>	<input type="radio"/>	<input type="radio"/>
2	... my religion and culture were disrespected.	<input type="radio"/>	<input type="radio"/>	<input type="radio"/>	<input type="radio"/>
3	... I was bored in class.	<input type="radio"/>	<input type="radio"/>	<input type="radio"/>	<input type="radio"/>
4	... the school toilets were safe and clean.	<input type="radio"/>	<input type="radio"/>	<input type="radio"/>	<input type="radio"/>
5	... I felt scared.	<input type="radio"/>	<input type="radio"/>	<input type="radio"/>	<input type="radio"/>

Designed by CSX 011 663 9300 CSX805

APPEARANCE + PURPOSE

What does it do? Helps the school find out, anonymously, what learners (in a class, grade or the whole school) are experiencing.

Usually just Grade 6 & 7 (Primary)
or Grade 8 & 9 (Secondary)
... but Grade 4, 5, 10, 11 &
12 can also participate.

**Do all
Grades
do it?**

Who facilitates the survey? The instrument is facilitated by one of the CIE's trained staff members, who will translate and explain each item as required in order for learners to understand what is being asked.

Once learners have completed the forms, they are collated and scanned using an optical scanner, and then the figures are arranged to show the responses per class, per grade or per school.

And then what happens?

APPEARANCE + PURPOSE

**How
do you
analyse
the survey?**

These responses are then analysed to look for red flags and green flags, and they are then discussed with the learners in order to triangulate the information.

The findings of those discussions are then part of a meeting with the teachers and school leadership, who are then encouraged to respond to them in a restorative manner.

**And
then
what?**

**Who
developed
the survey?**

The School Climate Survey for Learners was developed in 2016 by the Core Team of the Building Peaceful Schools Programme, in consultation with social science researchers, educationists and peacebuilding experts.



SCHOOL CLIMATE SURVEY FOR LEARNERS



APPEARANCE + PURPOSE

Why was the survey developed?

It was developed to get an honest picture of what learners were experiencing in the schools in which CIE works, without relying on stories or generalisations made by adults or outsiders, but rather relying on clear statistical data that can be checked and repeatedly gathered.

Was there any other reason?

Yes!

CIE also developed the School Climate Survey for Learners to help to see what effect the Child Safeguarding and Peacebuilding work that the CIE does is having on the lived experience of learners in the schools.

LINKS WITH OUR OTHER WORK

How does the Survey fit with CIE's other work?

The School Climate Survey is an essential part of the CIE's response to the mandate given by Direction Statement 1 of the 2019 Catholic Schools' Congress, which focuses on Ethos and which aims to make all schools places of safety and peace where the dignity of the human person is valued and upheld.

How does it fit with Child Safeguarding?

It is a key part of all Child Safeguarding work in the schools, and is crucial to the Building Peaceful Schools Programme, as it contributes to understanding levels of care and harm at each school - which also makes it important for all Monitoring and Evaluation activities and reports to funders about the impact of the work being done.

LINKS WITH OUR OTHER WORK

If you are part of the Catholic school network in South Africa, this instrument was mandated for use in your school in 2019 at the Catholic Schools Congress.

Do we have to do it?

As all of the CIE's work is invitational, whether your school is Catholic or not, you are not compelled to use the survey or to participate in it.

However, it is a very useful tool, and we strongly suggest that you use it to help you begin your journey to safety and peace at your school.



SCHOOL CLIMATE SURVEY FOR LEARNERS



VALIDITY + SUITABILITY

The School Climate Survey for Learners has been administered for 10 consecutive years, in a range of 85 different schools across South Africa.

In that time, 44 606 learners have participated in the survey.

Is it good enough for my school?

The survey has been conducted in schools at every single quintile within South Africa, including no-fee public schools, low-fee independent schools, fee-paying public schools and high-fee independent or private schools.

It has also been conducted in every single province of South Africa.

It has been externally evaluated on 3 separate occasions, & there are 2 peer-reviewed journal articles published about it.

It is designed for use in South African schools, and has been deemed suitable for use in a wider African context by UNESCO and other organisations.



SCHOOL CLIMATE SURVEY FOR LEARNERS



VALIDITY + SUITABILITY

Independent external evaluations have consistently stated that the School Climate Survey for Learners is not only fit for purpose but is in fact a ground-breaking instrument that foregrounds the voices of learners in contexts where they are usually silenced

Does it do what it's supposed to do?

The findings from individual schools that work closely in response to the survey data each year are conclusive – peace and safety are much more attainable when there is a way to know what is changing and what the learners are feeling.

ETHICS

Is it fair?

Yes, it is fair because it does not privilege any one group, and it is completely anonymous. It also balances questions about harm and care, so there is less negative sentiment override in the responses.

Statistical analysis show that the learner-responses are truthful, and that they get more accurate as the survey is repeated each year and they come to trust the process.

What if the learners lie?

Is it safe?

It does no harm to the learners completing it, and is designed to make their environments safer and more caring by noting harmful activity and responding to it in a restorative way.

ETHICS

**Does it
fit
with our
school's
ethos?**

The School Climate Survey for learners is designed for any school that values the safety and dignity of the learners in it, no matter what religious or social group they or the school belongs to.

It is fully legal and has been endorsed by the Department of Basic Education and UNESCO.

The survey is a means of meeting the school safety mandate set out in Department of Basic Education policies, the provisions of the South African Schools Act of 1996 and the Bill of Rights as enshrined in the 1996 Constitution of South Africa.

**Is it
legal?**



SCHOOL CLIMATE SURVEY FOR LEARNERS



IMPACT

What effect do the findings have?

The findings of the survey are sometimes difficult for teachers and principals to hear, but the approach used in the feedback emphasises the Restorative Justice approach followed by the Building Peaceful Schools programme, which aims to work with all those involved - learners, teachers, parents - to build peace, manage conflict and restore relationships that might be broken in the school.

For the learners, the process is empowering and affirming of their experience, especially since the feedback discussions allow them to voice their feelings in a way that the adults around them will listen and respond effectively.

How does it affect learners?

IMPACT

What does the survey show? Over the 10 years of the survey's administration, we have learned a few things about what it shows:

Looking at an individual school is better than trying to understand a whole province or the whole country **1**

2 The way that teachers treat learners correlates closely with the way that learners treat each other

Schools where there is a high level of harm are schools where academic outcomes are poor. **3**
The inverse is also true: schools with high levels of care have better academic outcomes.

PARTICIPATION

Who can participate in the survey?

Any school in South Africa (or Africa in general) can participate in the School Climate Survey for Learners.

Where do I sign my school up for it?

You can contact the CIE and ask for the School Climate Survey for Learners to be conducted in your school. There is a cost involved for the forms themselves, the facilitation and the report-writing required for the full process, and we will send you a quote on it.